

# Ultra<sup>5</sup><sup>TM</sup>

ULTRAVIOLET DISINFECTOR



The Power of UVC Light kills up to  
99.99% of common bacteria and viruses\*

\* See Specifications, page 5 for details

## Contents

Foreword .....	3
Indications for Use.....	4
Specifications .....	5
Get to Know Your Ultra-5™ .....	6
Using your Ultra-5™ .....	6
Ultra-5™ Maintenance.....	7
FAQ .....	8
Warranty .....	10

Thank you for choosing the Ultra-5™ Disinfecter by Roscoe. This unit may be used with all brands of masks and accessories. Using a specialized, high-powered UVC light, like those found in hospital operating rooms and sterile clean rooms, the Ultra-5™ can kill up to 99.99% of harmful bacteria and viruses that can cause infection and illness.

UVC light is a safe disinfection option since it produces NO HARMFUL OZONE. The EPA has shown that ozone can irritate the lungs and the respiratory system especially for those with respiratory illnesses. Like all cleaning regimens, **ALWAYS** refer to the CPAP and CPAP accessory manufacturers cleaning recommendations. Please read and follow all directions in this user manual.

### ***Did you Know?***

It is recommended that CPAP masks, accessories and many other personal items be sanitized with the Ultra-5™ twice weekly. During cold and flu season, daily sanitizing is recommended.

### **EXPLANATION OF SYMBOLS USED**



Equipment protected throughout by double insulation or reinforced insulation



Refer to instruction manual



Important information concerning your safety or the operation of your device



Contains mercury



**LAMP(S) INSIDE THIS PRODUCT CONTAIN MERCURY AND MUST BE RECYCLED OR DISPOSED OF ACCORDING TO LOCAL, STATE OR FEDERAL LAWS.**

**SAVE THESE INSTRUCTIONS!**










## Indications for Use

The Ultra-5™ is intended to disinfect Continuous Positive Airway Pressure (CPAP) accessories, including masks and water chambers. Those using a PAP device to treat Obstructive Sleep Apnea (OSA) may use the Ultra-5™ to sanitize their mask and water chamber as an augmentation to the CPAP equipment manufacturer's recommended cleaning instructions. The Ultra-5™ is intended for home use and may also be used as a multi-purpose disinfecting device for other personal care products (i.e., electric toothbrush, toys, cell phones, etc.).

When using electrical products, especially when children are present, basic safety precautions should always be followed, including the following:

## IMPORTANT SAFEGUARDS

### READ ALL INSTRUCTIONS BEFORE USING

-  **DANGER**—To reduce the risk of electrocution:
  1. **ALWAYS** unplug this product immediately after using.
  2. **DO NOT** use while bathing.
  3. **DO NOT** place or store product where it can fall or be pulled into a tub or sink.
  4. **DO NOT** place in or drop into water or other liquid.
  5. **DO NOT** reach for a product that has fallen into water. Unplug immediately.
-  **WARNING** – To reduce the risk of burns, electrocution, fire, or injury to persons.
  1. Close supervision is necessary when this product is used near children or invalids.
  2. Use this product only for its intended use as described in this manual. **DO NOT** use attachments not recommended by the manufacturer.
  3. **NEVER** operate this product if it has a damaged cord or plug, if it is not working properly, if it has been dropped or damaged, or dropped into water. Return the product to a service center for examination and repair.
  4. **KEEP** the cord away from heated surfaces.
  5. **NEVER** block the air openings of the product or place it on a soft surface, such as a bed or couch, where the air openings may be blocked. **KEEP** the air openings free of lint, hair, and the like.
  6. **NEVER** use while sleeping or drowsy.
  7. **NEVER** drop or insert any object into any opening or hose.
  8. **DO NOT** use outdoors or operate where aerosol (spray) products are being used or where oxygen is being administered.
-  **WARNING** - the Ultra-5™ is not a toy and is not intended to be used by children.
-  **WARNING** - the Ultra-5™ has a powerful UV light bulb included, use with care in case of broken glass.
-  **WARNING** - **DO NOT** use in or around sinks, tubs, pools or any bodies of water.
-  **WARNING** - the UV that is emitted in the closed chamber is not compatible with life, never place living creatures in the Ultra-5™.
-  **WARNING** - **DO NOT** stack objects on top of your Ultra-5™.
-  **WARNING** - use this device only for its intended use as described in this manual. If the equipment is not used in the manner specified, the protection provided by the equipment may be impaired.
-  **WARNING** - **DO NOT** attempt to operate this device with the drawer open. The device was designed to shut off automatically when the drawer is open. It is important not to defeat or tamper with this safety feature as UVC light can cause damage to eyesight.
-  **WARNING** – **NEVER** insert any object other than an Ultra-5™ replacement bulb into the UVC bulb socket.

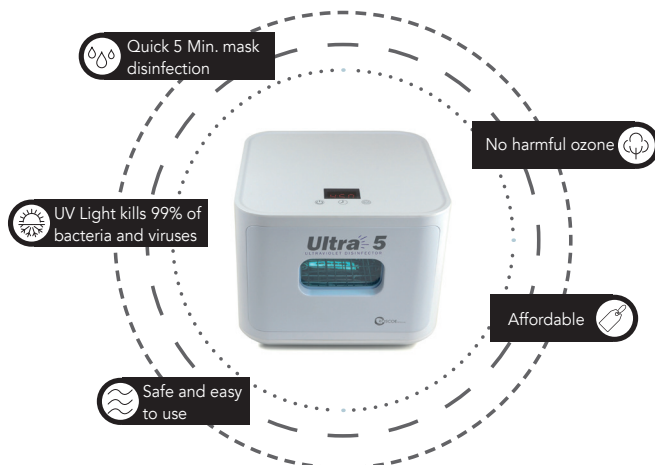
- ⚠ WARNING - DO NOT** unplug by pulling on cord. To unplug, grasp the plug, not cord.
- ⚠ WARNING - DO NOT** handle plug or appliance with wet hands.
- ⚠ WARNING - ALWAYS** turn off all controls before unplugging.
- ⚠ WARNING - ONLY** use Ultra-5™ replacement bulbs in this device.
- ⚠ WARNING -** The Ultra-5™ plugs into a standard 120V power outlet. **ALWAYS** disconnect the device by unplugging. **DO NOT** plug the device into an outlet that is difficult to access.
- ⚠ WARNING - DO NOT** look directly into the door window during use.

### Product Specifications

EPA Est. No.	99106-CHN-1
Model:	Ultra-5™ (ref. SE2028)
Product Name:	Ultra-5™ Ultraviolet Disinfectant
Product Weight:	6.8 lbs
Cycle Time:	5 minutes (300 seconds) 10 minutes (600 seconds)
Completion Indicator:	3 beeps
Product Dimensions:	9.25" x 11.75" x 11.75"
Voltage:	AC 120 V 60Hz, AC 240 V 50Hz
Power Rating:	8W
Bulb:	LB6W 42V 6W, 253.7nm (rated - 8,000 hrs)
Window Material:	Chi Mei Acryrex CM-11, 100% UV blocked
Environmental Conditions:	
Storage Temperature:	0° to 120° F / -18° to 49° C
Operating Temperature:	20° to 100° F / 7° to 38° C
Humidity:	Up to 93%, non-condensing
Clinical Efficacy (5 minute treatment):	
Pathogen	Kill Rate
E. Coli (8099)	>99.99%
Staphylococcus aureus (ATCC 6538)	>99.99%
Influenza A Virus (H1N1)	>99.99%
Coronavirus HCoV-229E	>99.99%

### ULTRA-5™ FEATURES

The healthy choice in CPAP accessory disinfection...with simple one-touch operation.



## Getting to Know Your Ultra-5™


The Ultra-5™ uses a specialized, high powered germicidal UVC light bulb. The polished aluminum drawer interior reflects the UVC light throughout the disinfection chamber to improve sanitization.

UVC light disinfection has been proven clinically effective to kill bacteria and viruses, making it a wise choice to help keep your CPAP mask and CPAP equipment free from bacteria. CPAP masks, tubing and the humidifier are in contact with warm, moist air for extended periods – the ideal environment for bacteria to grow.

Daily use of the Ultra-5™ can help keep you healthy, safer and compliant with your CPAP equipment cleaning regimen. The Ultra-5™ emits a form of high energy light that is very effective in disinfecting most CPAP masks, hoses and water chambers, reducing the risk of infections.

It is recommended that you use the Ultra-5™ twice weekly for your mask, water chamber and hose. Disassembly of your mask is not required for routine disinfection, but if visible debris is present **ALWAYS** wash or use a CPAP wipe on the mask prior to UVC disinfection.

For more thorough disinfection, a disassembled mask can be placed in the Ultra-5™. This should be done every two weeks or as recommended by your healthcare provider and/or the CPAP mask manufacturer. CPAP hoses can also be sanitized in the Ultra-5™ and following the minimum recommendation of twice weekly disinfection will help prevent build-up of biofilm in the hard-to-reach areas. **ALWAYS** replace CPAP masks and hoses as recommended by your healthcare provider and/or the CPAP mask manufacturer.



## Did you Know?

The Ultra-5™ Disinfector is very versatile! You can sanitize and disinfect a variety of household items safely with the power of light including dentures, hearing aids, cell phones, keys and toothbrushes!

## How to Use Your Ultra-5™

1. Connect the included DC power cord into the DC power input socket on the back of the Ultra-5™.
2. Plug the Ultra-5™ power cord into a working 120V wall outlet.
3. Place your Ultra-5™ on a level counter or tabletop.

4. Open the sanitizer compartment and if necessary, place the sanitizer rack in the compartment.
5. For humidifier water chambers, ensure it is dry, open the water chamber and lay both sides facing upwards. For CPAP masks, lay the mask with the inside facing upward and lay flat for maximum UV disinfection.

**NOTE:** If your mask or accessories are visibly soiled, **ALWAYS** first wipe thoroughly with a damp cloth or a CPAP wipe.

6. Close the sanitizer chamber drawer.
7. Press the power button, then press the timer button to select 5 minutes (press once) or 10 minutes (press twice). To begin the cleaning cycle, press the UV button.
8. There will be a soft glow of UV Light visible through the tinted sanitizer chamber window during the disinfection cycle.
9. Upon completion of the disinfection cycle, the Ultra-5™ will beep 3 times and the UV light will no longer be visible through the sanitizer chamber window.
10. You may now remove your disinfected equipment. No waiting period is necessary before use.

**NOTE:** The cycle may be stopped or paused by pressing the UV button. The cycle time may be restarted by pressing the timer button during a cleaning cycle.

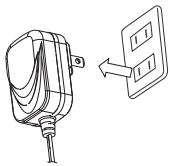
### Using Your Sanitizer Rack

When disinfecting with your Ultra-5™ use of the sanitizer rack is suggested to improve disinfection. The sanitizer rack lifts the object(s) being disinfected and permits the UVC light to reach the maximum surface area. Set your mask and/or accessories on the sanitizer rack to permit greater penetration of the underside of the article being sanitized. If your item is large, the sanitizer rack may be removed, but the UVC light may not reach all surface areas. In this case, repositioning the object to expose the untreated area to the UVC light and conducting another disinfection cycle may be done.

### Caring for your Ultra-5™ – Changing the UVC Germicidal Bulb

Your Ultra-5™ has been designed to provide years of dependable service and the UVC germicidal bulb has a life expectancy that should exceed the life of your device, so changing the bulb should not be necessary. However, should a bulb break, **ALWAYS** disconnect the power cord from the electrical outlet BEFORE proceeding to the steps below:

**⚠ WARNING – ALWAYS** wear protective gloves in the event of broken glass to avoid injury. If the Ultra-5™ has been recently operated, **DO NOT** begin the bulb replacement until the Ultra-5™ has cooled to the touch.



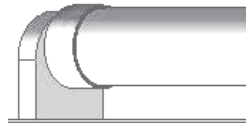
1. Pull the adapter out of the socket.



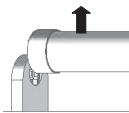
2. Pull the door out of the sterilization box.



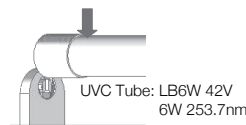
3. Flip the sterilization box.



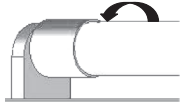
4. Rotate the Fluorescent tube 90°.



5. Keep the Fluorescent tube horizontal and remove it upwards.



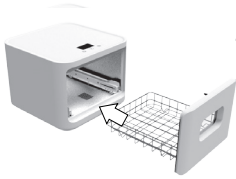
6. To install a Fluorescent tube lamp, keep the lamp horizontal and insert it downwards into socket.



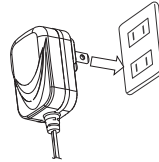
7. Rotate the Fluorescent tube lamp 90° to fix the lamp in place.



8. Flip the sterilization box.



9. Push the door into the sterilization box and fix the door in place.



10. Plug the adapter into the socket.

### Cleaning Your Ultra-5™

The sanitizer drawer is lined with polished aluminum. Please adhere to the following guidelines when cleaning the device.

**⚠ WARNING – ALWAYS** disconnect the power cord from the power outlet **BEFORE** cleaning. If the Ultra-5™ has been recently operated, **DO NOT** begin cleaning until the Ultra-5™ has cooled to the touch. **DO NOT** use your Ultra-5™ until any cleaning solution has fully dried and the sanitizer drawer has been installed.

#### INTERIOR

- **DO NOT** use baking soda or other alkali-based cleaners on aluminum as this may cause permanent discoloration.
- The interior can scratch easily, **NEVER** use abrasive cleaners and/or scrubbers when cleaning your device.
- For the aluminum areas, if using a gentle metal or glass cleaner, **ALWAYS** test the cleaner on a small portion of the aluminium to ensure suitability.
- **ALWAYS** polish the aluminium with a soft lint free cloth.

#### EXTERIOR

- Should the casing of your Ultra-5™ become soiled you may wipe down with a soft, non-abrasive moist cloth.
- **DO NOT** immerse your Ultra-5™ into water.
- **DO NOT** use any cleaning solvents.

### Ultra-5™ Maintenance

Your Ultra-5™ Disinfectant has been developed to require little maintenance during normal use. The bulb should last the lifetime of the device and periodic cleaning will keep your Ultra-5™ ready to use anytime. Every 6 months, check the Ultra-5™ reusable foam air filter to ensure it is clean and free of dust and debris. Open the plastic door located on the bottom of the device to access the filter. If necessary, wash the filter in a solution of mild soap and warm water. Rinse well and use an absorbent towel to gently squeeze out excess water. Allow the filter to fully air dry before reinstalling in the Ultra-5™.

### Frequently Asked Questions

#### How does the Ultra-5™ work?

The Ultra-5™ works by emitting high energy light within a narrow light spectrum referred to as UV-C. The Ultra-5™ uses a low-pressure, mercury-arc germicidal lamp (bulb) to produce high amounts of UV energy. Approximately 90% of the light energy generated is around the 254nm wavelength. This wavelength of light is near the peak of the germicidal effectiveness zone of 265nm (the most lethal to microorganisms).



The cleansing dose of UV-C light emitted in a single 5-minute cycle is sufficient to kill most surface bacteria and surface mold exposed to the light. UV-C disinfection is environmentally friendly, leaves no residue and produces no toxic gases or chemicals. UV-C systems are used to disinfect operating rooms, ambulances, emergency service vehicles and other high touch areas.

### **Why doesn't the Ultra-5™ use Ozone, like some other CPAP cleaning devices?**

Simple – safety. There are safety concerns about the use of ozone in the home with the EPA stating the following:

*“When inhaled, ozone can damage the lungs. Relatively low amounts can cause chest pain, coughing, shortness of breath and throat irritation. Ozone may also worsen chronic respiratory diseases such as asthma and compromise the ability of the body...”*

<https://www.epa.gov/indoor-air-quality-iaq/ozone-generators-are-sold-air-cleaners>

### **What are the other benefits of the Ultra-5™?**

Speed – ozone-based devices take up to 2 hours to work. In addition to the safety of the ozone for users, many may not want to wait 2 hours to use their CPAP equipment. With a 5-minute cycle time, the Ultra-5™ has your equipment clean quickly.

### **Why should I disinfect my mask and water chamber?**

Moisture that stays in your mask or humidifier is the perfect breeding ground for bacteria and viruses. Keeping your CPAP mask, hoses and humidifier clean with the Ultra-5™ helps you avoid getting sick from a dirty CPAP.

### **Are there any supplies that need to be reordered?**

No. The Ultra-5™ is easy to use and easy to own since it requires no replacement supplies at all! The device relies on a special germicidal UV-C bulb that is rated to outlast the life of the device and should never require changing. In the rare event that the bulb is damaged or does require replacement, a single low-cost replacement bulbs is readily available from your local distributor or Compass Health Brands.

### **How do I use the Sanitizer?**

The Ultra-5™ is a single button device and as easy as 1,2,3!

1. Wipe the inside of your mask with a CPAP wipe to remove any physical residue.
2. For humidifiers, open the chamber and place in the drawer face up, for masks, lay face up and close the drawer.
3. Press the button and in 5 minutes the cycle is complete and your mask and water chamber are ready to use.

### **Do I need to disinfect some items twice?**

Yes, since UV-C disinfection uses light waves, the disinfection function operates in a “line-of-sight” manner and only irradiates surfaces within the light rays. If an object is large or opaque, a second disinfection cycle may be necessary. For example, a CPAP mask should be periodically disinfected when fully disassembled or an item may need to be turned over after the first cycle. In these cases, you may set the unit to 10 minutes by pressing the cycle button twice. For larger or opaque items, it may be necessary to disinfect the item twice on each side. Upon completion of the first 5-minute cycle, open the chamber, turn the item being sanitized over and re-insert the chamber for a second 5-minute disinfection cycle. For general daily use and most items, only one cycle is necessary.

## **LIMITED WARRANTY**

Compass Health Brands warrants this product to be free from defects in workmanship and materials, under normal residential use and conditions, for a period of one year (12 months) from the original invoice date. Shipping and handling fees are to be paid for by the customer. The manufacturer agrees, at its option during the warranty period, to repair any defect in material or workmanship or to furnish a repaired or refurbished product of equal value in exchange without charge (except for a fee for shipping, handling, packing, return postage, and insurance which will be incurred by the customer). Such repair or replacement is subject to verification of the defect or malfunction and proof of purchase as confirmed by showing the model number on original dated sales receipt.

## **WARRANTY LIMITATIONS**

This warranty does not include:

- Any condition resulting from other than ordinary wear or any use for which the product was not intended, such as use in rental or for commercial use
- Any condition resulting from incorrect or inadequate maintenance or care of the product
- Damage resulting from misuse, abuse, negligence, accidents or shipping damage
- Dissatisfaction due to buyer's remorse
- Normal wear and tear
- Damages incurred during transportation
- Damages incurred during assembly or maintenance

Compass Health Brands (the Company) makes no express warranty or condition whether written or oral and the Company expressly disclaims all warranties and conditions not stated in this limited warranty. To the extent allowed by the local law of jurisdictions outside the United States, the Company disclaims all implied warranties or conditions, including any implied warranties of merchantability and fitness for a particular purpose. For all transactions occurring in the United States, any implied warranty of condition of merchantability, satisfactory quality, or fitness for a particular purpose is limited to the duration of the express warranty set forth above. Some states or countries do not allow a limitation on how long an implied warranty lasts or the exclusion of limitation of incidental or consequential damages for consumer products. In such states or countries, some exclusions or limitations of this limited warranty may not apply to the Purchaser. For consumer transaction, the limited warranty terms contained in this statement, except to the extent lawfully permitted, do not exclude, restrict, or modify but are in addition to the mandatory statutory rights applicable to the sale of this Product to the Purchaser.

All warranty claims must be filed by the consumer to the retailer of this product, who in turn is to contact the Company regarding any warranty return or replacement. Where the retailer will not provide warranty support, the Company should be contacted for warranty support. Please retain invoices for a minimum of two years for warranty purposes.

## **CLAIM PROCEDURES:**

- Claims for defective merchandise must be made within ONE year from invoice date
- Any claim for defective merchandise returns must be packed in original packaging
- We reserve the right to specify that items be returned to the original warehouse for inspection or be inspected by our representatives
- Pictures are required to claim defective merchandise, along with a copy of the original invoice
- If the claim is justified, the item(s) or part(s) will be repaired or replaced or a credit will be issued. It is our policy to replace parts whenever possible

This warranty gives you specific legal rights. You may have other rights, which vary from state to state.

## DISCLAIMER

This product is not intended to diagnose, treat, cure or prevent any disease or medical condition. Remember to always consult a physician prior to using any medical device, the information provided herein is not to be construed as a medical diagnosis or medical advice. No medical claims are implied or intended with the sale of this device. Purchaser accepts responsibility for correct and proper use of device.

---

Product complies with US Federal requirements,  
including 21 CFR, Chapter 1, Subchapter J, Radiological Health

### **ULTRA-5™ DISINFECTOR SANITIZER BOX**

**Model No.: Ultra-5™ (ref: SE2028)**

This device complies with part 15, subpart B requirements of the FCC Rules.

Operation is subject to the following two conditions: (1) This device may not cause harmful interference, and (2) this device must accept any interference received, including interference that may cause undesired operation.

Part 15.107: Conducted disturbance at mains terminals

Part 15.109: Radiated Spurious Emissions

Please note that changes or modifications of this product not expressly approved by the party responsible for compliance could void the user's authority to operate the equipment.

If this equipment does cause harmful interference to radio or television reception, which can be determined by turning the equipment off and on, the user is encouraged to try to correct the interference by one or more of the following measures:

- Reorient or relocate the receiving antenna.
- Increase the separation between the equipment and receiver.
- Connect the equipment into an outlet on a circuit different from that to which the receiver is connected.
- Consult the dealer or an experienced radio/TV technician for help.



Manufactured for:  
Compass Health Brands  
6753 Engle Road  
Middleburg Heights, OH 44130

Tel.: 1-800-947-1728

[www.compasshealthbrands.com](http://www.compasshealthbrands.com)

Made in China

42\_ULTRA-5\_00