

HEALTHCARE SEATING



COMFORT

FUNCTIONALITY

DURABILITY

FR577RG A versatile Clinical Care recliner featuring adjustable headrest section and three positional comfort: upright, first recline and second recline. Back mounted Trendelenburg release lever. Fold down side tables with smooth surfaces and removable side panels for easy cleaning. Tente 5 inch (12.70 cm) casters: three locking and one directional caster. Meets California Technical Bulletin 117-2013 fire rating. See Swatch Card for available colors/fabrics. Made in the USA.

Item No. FR577RGxxxx

Heat and Massage Option:

Item No. FR577RGHxxxx

Accessories

Headrest Pillow FR5659xxxxUS

Headrest Skirt HRSxxxx

Headrest Cover HRC577xxxx

5" Extension Legs 5699G

IV Pole 2101A

Mounting Bracket 5782RG



	inch	cm		lb	Kg
Seat Width	21.50	54.61	Weight Capacity EVENLY DISTRIBUTED	290	131.54
Seat Depth	19.50	49.53			



FR566G Deluxe Clinical Care recliner features an extra-wide contoured back to comfortably support the patient in all three positions: upright, first recline and second recline. Red color coded side pedals quickly put the patient into Trendelenburg position while allowing the caregiver to maintain eye contact with the patient. Fold down side tables with smooth surfaces and removable side panels for easy cleaning. Tente 5 inch (12.70 cm) casters: three locking and one directional caster. Meets California Technical Bulletin 117-2013 fire rating. See Swatch Card for available colors/fabrics. Made in the USA.

Item No. FR566Gxxxx

Heat and Massage Option:

Item No. FR566GHxxxx



Accessories

Headrest Pillow FR5659xxxxUS

Headrest Skirt HRSxxxx

Headrest Cover HRC566xxxx

5" Extension Legs 5699G

IV Pole 2101A

Mounting Bracket 5782RG

	inch	cm		lb	Kg
Seat Width	20.50	52.07	Weight Capacity EVENLY DISTRIBUTED	350	158.76
Seat Depth	19.00	48.26			



FR566DG Deluxe Clinical Care recliner with dual Drop Arms for easier and safer lateral transfers. Three comfort positions: upright, first recline and second recline. Red color coded side pedals quickly put the patient into Trendelenburg position. Fold down side tables with smooth surfaces and removable side panels for easier cleaning. Tente 5 inch (12.70 cm) casters: three locking and one directional caster. Shown with optional headrest cover. Meets California Technical Bulletin 117-2013 fire rating. See Swatch Card for available colors/fabrics. Made in the USA.

Item No. FR566DGxxxx

Heat and Massage Option:
Item No. FR566DGHxxxx



Accessories

- Headrest Pillow FR5659xxxxUS
- Headrest Skirt HRSxxxx
- Headrest Cover HRC566xxxx
- 5" Extension Legs 5699G
- IV Pole 2101A
- Mounting Bracket 5782RG

	inch	cm		lb	Kg
Seat Width	20.50	52.07	Weight Capacity EVENLY DISTRIBUTED	350	158.76
Seat Depth	19.00	48.26			



FR597 Ultimate comfort with independent leg rest operation and infinite positioning of back angle using outside lever. Self-Storing 13.75 inch (34.93 cm) wide, 8.75 inch (22.23 cm) deep footplate for patient comfort and safety during transport. Caregiver activated Trendelenburg position with side pedal. Tente 4 inch (10.16 cm) casters: three locking and one directional caster. Meets California Technical Bulletin 117-2013 fire rating. Meets ANSI/BIFMA X5.4-2013 Sections 11, 12, 14 & 18. See Swatch Card for available colors/fabrics. Made in the USA.

Fully Upholstered Arms:
Item No. FR597Pxxxx

Fully Upholstered Arms
with Heat & Massage:
Item No. FR597PHxxxx

Wood Arm Caps:
Item No. FR597Gxxxx

Wood Arm Caps
with Heat & Massage:
Item No. FR597GHxxxx



Accessories

- Headrest Skirt HRSxxxx
- Single Left Side Table FR597GTBLMNT
- IV Pole 2101A
- Mounting Bracket FR597GIVMNT

	inch	cm		lb	Kg
Seat Width	23.00	58.42	Weight Capacity EVENLY DISTRIBUTED	350	181.44
Seat Depth	20.50	52.07			



FR601 All purpose recliner features pivoting arms for easy and convenient cleaning. All Lumex recliners feature three comfort positions: upright, first recline and second recline. Red color coded side pedals quickly put the patient into Trendelenburg position. Tente 5 inch (12.70 cm) casters: three locking and one directional caster. Two self-storing Side Tables with easy clean surface. 16.5 inch (41.91 cm) wide, 9 inch (22.86 cm) deep hide-away foot plate. Arm rest height from seat at both front and rear is 27 inches (68.58 cm). Meets California Technical Bulletin 117-2013 fire rating. Choose between fully upholstered or urethane armrest caps. See Swatch Card for available colors/fabrics. Made in the USA.



Accessories

Headrest Pillow FR5659xxxxUS

Headrest Skirt HRSxxxx

Headrest Cover HRC601xxxx



	inch	cm		lb	Kg
Seat Width	22.50	57.15	Weight Capacity EVENLY DISTRIBUTED	400	181.44
Seat Depth	19.00	48.26			

Urethane Arm Caps:
Item No. FR601Uxxxx

Urethane Arm Caps
with Heat & Massage:
Item No. FR601UHxxxx

Fully Upholstered Arms:
Item No. FR601Pxxxx

Fully Upholstered Arms
with Heat & Massage:
Item No. FR601PHxxxx



FR587W Extra Wide Clinical Care Recliner shown with optional head pillow and headrest cover. Three comfort positions: upright, first recline and second recline. Rear mounted Trendelenburg release lever with dual gas cylinders for smooth back position movement. Fold down side tables with smooth surfaces and removable side panels for easy cleaning. Clinical Care Recliners feature protective plastic armrest trays as standard or are available with optional fully upholstered armrests. Tente 5 inch (12.70 cm) casters: three locking and one directional caster. Meets California Technical Bulletin 117-2013 fire rating. See Swatch Card for available colors/fabrics. Made in the USA.

Item No. FR587Wxxxx

Heat & Massage Option:
Item No. FR587WHxxxx

Fully Upholstered Armrests Option:
Item No. FR587WPAxxxx

Fully Upholstered Armrests
Heat & Massage Option:
Item No. FR587WPAHxxxx



Accessories

- Headrest Pillow FR5659xxxxUS
- Headrest Skirt HRSxxxx
- Headrest Cover HRC587xxxx
- IV Pole 2101A
- Mounting Bracket 5782RG

	inch	cm		lb	Kg
Seat Width	23.50	59.69	Weight Capacity EVENLY DISTRIBUTED	450	204.12
Seat Depth	20.50	52.07			



FR587WD Same great features as Clinical Care Recliner-Wide with Drop Arms for easier lateral transfers. Arm height of 21.50 inches (54.61 cm) from floor with Drop Arm down. Tente 5 inch (12.70 cm) casters: three locking and one directional caster. Meets California Technical Bulletin 117-2013 fire rating. See Swatch Card for available colors/fabrics.


Item No. FR587WDxxxx
 Heat & Massage Option:
 Item No. FR587WDHxxxx



Accessories

- Headrest Pillow FR5659xxxxUS
- Headrest Skirt HRSxxxx
- Headrest Cover HRC587xxxx
- IV Pole 2101A
- Mounting Bracket 5782RG

	inch	cm		lb	Kg
Seat Width	23.50	59.69	Weight Capacity EVENLY DISTRIBUTED	450	204.12
Seat Depth	20.50	52.07			



FR588W Powered Bariatric Clinical Care Recliner supports up to 700 pounds (318 Kg) with a 25.75 inch (65.4 cm) seat width. A four-function hand pendant controls adjustable positions for patient comfort. Leg rest and backrest can be raised and lowered independently. Equipped with a rechargeable battery pack in case of a power failure. Quick-release trigger for Trendelenburg Position. Armrests drop for easier lateral transfers. Side fold-down tables. Wall saver Armrest Caps and four 5 inch (12.70 cm) two swivel casters and two rear total locking casters. Meets California Technical Bulletin 117-2013.

Item No. FR588Wxxx.



Control Pendant

Available Colors:

- 454**

Royal Blue
- 851**

Doe Skin
- 857**

Jade
- 863**

Rosewood

	inch	cm		lb	Kg
Seat Width	26.00	66.04	Weight Capacity EVENLY DISTRIBUTED	700	317.52
Seat Depth	24.00	60.96			



574G Ergonomically designed Seat and Back with varied density foam construction, articulating headrest and 5 inch (12.70 cm) casters: two total locking rear swivel and two fixed front. Pictured with optional Activity Tray in stored position. Constructed of durable welded steel epoxy coated frame with removable side panels for easier cleaning and maintenance. Meets California Technical Bulletin 117-2013 fire rating. Item No. 574Gxxx



Accessories

- Headrest Pillow FR5659xxxUS
- Headrest Skirt HRSxxx
- Side Bolster 599Gxxx
- Activity Tray Table 5644G
- IV Pole 2101A
- Mounting Bracket 5782RG

Available Colors:



Vintage Gold



Warm Taupe



Blue Ridge



Imperial Blue



Royal Blue



Doe Skin



Jade



Rosewood

	inch	cm		lb	Kg
Seat Width	19.00	48.26	Weight Capacity EVENLY DISTRIBUTED	250	113.40
Seat Depth	20.00	50.80			



FR565WG The Preferred Care Recliner-Wide is favored for its 24 inch (60.96 cm) seat and a weight bearing capacity up to 400 pounds (204.12 Kg) when evenly distributed. Adjust positioning and unique caregiver only stabilization system for comfort and safety. Tente 5 inch (12.70 cm) casters: three locking and one directional caster. A unique Ultra-Flex suspension system in the seat and back rest cradles the resident from head to heel, greatly reducing the risk of "bottoming out". Ultra-Flex Suspension Bands can be adjusted for individual resident comfort by simply removing the back upholstery. Extra-wide padded armrests and side panels and quick-release upholstery for easy cleaning and replacement. Meets California Technical Bulletin 117-2013. See Swatch Card for available colors/fabrics. Made in the USA.

Item No. FR565WGxxxx

Accessories

Headrest Pillow FR5659xxxxUS

Adjustable Footrests LX5640G

IV Pole 2101A

Mounting Bracket 5782RG

	inch	cm
Seat Width	24.00	60.96
Seat Depth	19.50	49.53
	lb	Kg
Weight Capacity EVENLY DISTRIBUTED	400	181.44



Preferred Care Recliner

FR565G

Same great features as on FR565WG with a 19 inch (48.26 cm) seat supporting a weight capacity of 250 pounds (113.40 Kg). Available in three colors. Shown in Jade. Meets California Technical Bulletin 117-2013. Shown with Optional Head and Body Bolsters, Activity Tray Table and Footrests.

Item No. FR566Gxxx



Available Colors:

427

Blue Ridge

857

Jade

863

Rosewood

	inch	cm
Seat Width	19.00	48.26
Seat Depth	19.50	49.53
	lb	Kg
Weight Capacity EVENLY DISTRIBUTED	250	113.40

Preferred Care Recliner with Drop Arm

FR565DG

Same features and accessories as the FR565WG left with easy to actuate self-storing Drop Arms for a safer and easier lateral transfer for the resident and caregiver. Arm height of 22.50 inches (57.15 cm) from floor with Drop Arm down. Meets California Technical Bulletin 117-2013.

Item No. FR565DGxxx



Available Colors:

427

Blue Ridge

857

Jade

863

Rosewood

	inch	cm
Seat Width	19.00	48.26
Seat Depth	19.50	49.53
	lb	Kg
Weight Capacity EVENLY DISTRIBUTED	250	113.40

Accessories FR565G, DG & TG

Headrest Pillow FR5659xxxUS

Head Support FR56461xxx

Body Bolster FR56471xxx

Adjustable Footrests LX5640G

Foot-Drop Assembly 5657Gxxx

Activity Tray Table 5644G

Anti-Tip Wheels LX5656G

IV Pole 2101A

Mounting Bracket 5782RG

Preferred Care Recliner with Tilt-in-Space Function

FR565TG

Recliner features self-storing, height adjustable Drop Arms for safer, easier lateral transfer. The Tilt-in-Space function allows the caregiver to "Tilt" the Seat and Back for pressure relief and position change.

Note: This version of the 565 Preferred Care Series does not "recline" but offers the pressure and position change benefits of a Tilt-in-Space feature. Arm height of 22.50 inches (57.15 cm) from floor with Drop Arm down. Meets California Technical Bulletin 117-2013.

Item No. FR565TGxxx



Available Colors:

427

Blue Ridge

863

Rosewood

	inch	cm
Seat Width	19.00	48.26
Seat Depth	19.50	49.53
	lb	Kg
Weight Capacity EVENLY DISTRIBUTED	250	113.40

GF4405 The Everyday Hip Chair is ideal for people who have arthritis or for patients who have undergone hip or knee surgery. A seat height of 27 inches (68.58 cm) helps reduce flexion, joint stress and fatigue. High-density Seat and Back foam, adjustable height footrest that is adjusted by spring-loaded knobs on either side. Padded full-length arm rests and seat based on sturdy metal frame. Meets California Technical Bulletin 117-2013.

Item No. GF4405xxx.



Available Colors:



Blue Ridge



Jade


















Rosewood



Adjustable Height for Patient Comfort

	inch	cm		lb	Kg
Seat Width	18.00	45.72	Weight Capacity EVENLY DISTRIBUTED	350	158.76
Seat Depth	16.00	40.64			

Healthcare Seating Areas of Use

			MARKET			AREAS OF USE												
			Homecare	Extended Care	Acute Care/Clinic	Dialysis	Nocturnal Dialysis	Oncology	Pain Management	IV Therapy	Post Operative Care	Same Day Surgery / ASC	PACU	Emergency Room	Patient Room	Rehab	Physical Therapy	Bariatrics
FR577RG	Clinical Care Recliner		■	■		■	■	■	■	■	■	■	■	■	■	■	■	
FR566G	Deluxe Clinical Care Recliner			■		■		■	■	■	■	■	■	■	■	■	■	
FR566DG	Deluxe Clinical Care Recliner with Drop Arms			■		■		■	■	■	■	■	■	■	■	■	■	
FR597	Ortho-Biotic II Recliner		■	■		■	■	■	■	■	■	■	■	■	■	■	■	
FR601	Deluxe Clinical Care Recliner with Pivot-Arms			■		■	■	■	■	■	■	■	■	■	■	■	■	■
FR587W	Clinical Care Recliner-Wide			■		■		■	■	■	■	■	■	■	■	■	■	■
FR587WD	Deluxe Preferred Care Recliner-Wide with Drop Arms			■		■		■	■	■	■	■	■	■	■	■	■	■
FR588W	Powered Bariatric Clinical Care Recliner		■	■		■	■	■	■	■	■	■	■	■	■	■	■	■
574G	Extended Care Three Position Recliner		■	■													■	■
FR565WG	Deluxe Preferred Care Recliner-Wide			■	■			■		■	■	■	■	■	■	■	■	■
FR565G	Preferred Care Recliner		■	■													■	■
FR565DG	Preferred Care Recliner with Drop Arms			■													■	■
FR565TG	Preferred Care Recliner with Tilt-in-Space Function			■													■	■
GF4405	Everyday Hip Chair		■	■	■			■		■	■						■	■

Clinical Care Seating

Extended Care Seating

Healthcare Seating Options



Heat & Massage Option

Pendant operated Heat and Massage function has three heat settings and four massage settings. Heat and massage are controlled independently.

Fold Down Side Tables

Features smooth surface edges makes cleaning and disinfection easier. Side tables are level with armrest in the up position or fold flush.

For left single side table option on FR597.
Item No. FR597GTBLMNT



IV Pole Attachment

For use with Bed Socket IV Pole (Model 2101A) sold separately.
Item No. 5782RG

Bed Socket IV Pole

Easily slides into IV Pole Attachment. Adjusts height from 35 inches (88.90 cm) to 65 inches (165.10 cm). Internal rubber bumpers ensure silent operation and reduce shock. Constructed of durable, anodized aluminum tubing.
Item No. 2101A



Activity Tray Table

Available for the FR565 Preferred Care Collection this strong polypropylene tray table offers a stable surface. Includes receiving arms, storage bracket, and strap. Easily stored in the back or side of chair. Patent pending "lock/lock-out" key gives flexibility to the caregiver.

Item No. 5644G



Leg Extensions

Fits all round tube frame designs. Raises recliner by five inches (12.70 cm).

Item No. 5699G



Adjustable Footrest:

Enhances patient positioning and comfort and aids in the prevention of foot-drop. The FR565 footrests tip up and out of way. Attaches without the use of tools.

Item No. LX5640G



Universal Headrest Pillow

The Universal Headrest Pillow's unique shape features an angled design that offers the patient a separate level of support depending on whether the small contour or large contour is placed under the patient's head. Hook and loop attachment allows for variable positioning anywhere along back of recliner.
Item No. FR5659xxxxUS

Body Bolster

Body Bolster comfortably supports and helps keep resident positioned in recliner.
Item No. FR56471xxxx



Optional Side Bolsters:

Adds lateral support for residents who have weak upper body control. Easily mounts to back of recliner.
Item No. 599Gxxxx

Headrest Cover

Headrest covers are the ideal way to protect and extend the life of your Lumex Recliners. Protects the vinyl from hair oil, hair spray, coloring agents, etc.

FR577 models
Order Item: HRC577xxxx

FR566 models:
Order Item: HRC566xxxx

FR587 models:
Item No. HRC587xxxx



Head Support

Soft, comfortable head support helps resident's head alignment. Easily installed without tools.
Item No. FR56461xxxx



Headrest Skirt

Easily mounts to back of recliner and protects head-section. See item accessory chart for correct order number.



Foot-Drop Assembly

Helps keep resident's feet positioned correctly to help avoid foot-drop. NOTE: *Item does not fit FR565WG.*

Item No. 5657Gxxx



Soft, comfortable positioning accessories help maintain comfortable body alignment. Easily installed without tools.

	Heat & Massage	Fully Upholstered Arms	Wood Arm Caps	IV Pole & Mount	Headrest Pillow	Headrest Skirt	Headrest Cover	Head Support	Body Bolster	Side Bolsters	Adjustable Footrests	Foot-Drop Assembly	Side Table	Activity Tray Table	5" Extension Legs	Anti-Tip Wheels	Denotes Standard Feature
--	----------------	------------------------	---------------	-----------------	-----------------	----------------	----------------	--------------	--------------	---------------	----------------------	--------------------	------------	---------------------	-------------------	-----------------	--------------------------

FR577RG	■			■	■	■	■					■					
FR566G	■			■	■	■	■					■					
FR566DG	■			■	■	■	■					■					
FR597	■	■		■	■	■	■					■					
FR601	■	■		■	■	■	■					■					
FR587W	■			■	■	■	■					■			■		
FR587WD	■			■	■	■	■					■					
FR588W					■							■					
574G				■	■	■				■					■		
FR565WG				■	■						■						■
FR565G				■	■			■	■		■	■		■	■		■
FR565DG				■	■			■	■		■	■		■	■		■
FR565TG				■	■			■	■		■	■		■	■		■
GF4405																	

■ Denotes Standard Feature

Clinical Care

Extended Care

Healthcare Seating Specifications

Clinical Care Seating

	FR577RG		FR566G		FR566DG		FR597		FR601		FR587W		FR587WD	
	Clinical Care		Deluxe Clinical Care		Deluxe Clinical Care Drop Arm		Ortho-Biotic II		Deluxe Clinical Care Pivot Arm		Wide Clinical Care		Wide Clinical Care Drop Arm	
	inch	cm	inch	cm	inch	cm	inch	cm	inch	cm	inch	cm	inch	cm
Overall Width:	31.50	80.01	31.25	79.38	32.50	82.55	33.00	83.82	34.50	87.63	33.00	83.82	33.00	83.82
Overall Width: with Side Table(s) Up	52.00	132.08	51.50	130.81	52.50	133.35	45.00	114.30	54.00	137.16	53.00	134.62	53.00	134.62
Overall Depth:	39.00	99.06	37.50	95.25	38.00	96.52	36.50	92.71	38.00	96.52	44.00	111.76	44.00	111.76
Overall Depth: Fully Reclined	65.00	165.10	71.50	181.61	71.50	181.61	64.00	162.56	68.00	172.72	71.00	180.34	71.00	180.34
Overall Depth: Trendelenburg Position	75.00	109.50	75.00	190.50	75.00	190.50	74.00	187.96	72.00	182.88	80.00	203.20	80.00	203.20
Overall Height:	48.00	121.92	49.50	125.73	50.50	128.27	45.50	115.57	51.50	130.81	49.50	125.73	49.50	125.73
Armrest Width:	4.50	11.43	4.50	11.43	4.50	11.43	—	—	3.00	7.62	4.50	11.43	4.50	11.43
Width Between Arms:	21.75	55.25	21.75	55.25	22.00	55.88	24.00	60.96	25.00	63.50	23.00	58.42	23.00	58.42
Arm Height from Floor: Arm Up on Drop Arm	27.25	69.22	28.50	72.39	28.00	71.39	26.75	67.95	—	—	28.00	71.39	28.00	71.39
Arm Height from Seat: Mid Section	6.50	16.51	8.00	20.32	6.00	15.24	7.75	19.69	30.00	76.20	7.00	17.78	7.00	17.78
Seat Width:	21.50	54.61	20.50	52.07	20.50	52.07	23.00	58.42	22.50	57.15	23.50	59.69	23.50	59.69
Seat Depth:	19.50	49.53	19.00	48.26	19.00	48.26	20.50	52.07	19.00	48.26	20.50	52.07	20.50	52.07
Seat Height:	20.50	52.07	22.25	56.52	22.50	57.15	21.00	53.34	22.00	68.58	22.00	55.88	22.00	55.88
Back Height: above seat	29.00	73.66	30.00	76.20	30.00	76.20	31.00	78.74	30.00	76.20	31.50	80.01	31.50	80.01
Caster Diameter:	5.00	12.70	5.00	12.70	5.00	12.70	4.00	10.16	5.00	12.70	5.00	12.70	5.00	12.70
Side Table Width:	10.00	25.40	10.00	25.40	10.00	25.40	25.50	64.77	10.00	25.40	10.00	25.40	10.00	25.40
Side Table Length:	19.00	48.26	19.00	48.26	19.00	48.26	15.00	38.10	19.00	48.26	19.00	48.26	19.00	48.26
	degree		degree		degree		degree		degree		degree		degree	
Back Angle: Upright	120		120		120		120		120		120		120	
Back Angle: with Legrest Extended	125		130		130		139		135		125		125	
Back Angle: Fully Reclined	135		150		150		180		160		135		135	
	lb	Kg	lb	Kg	lb	Kg	lb	Kg	lb	Kg	lb	Kg	lb	Kg
Weight:	128.00	58.06	128.00	58.06	131.00	59.42	200.00	90.72	185.00	83.91	134.00	60.78	134.00	60.78
Weight Capacity: -EVENLY DISTRIBUTED	290.0	131.54	350.00	158.76	350.00	158.76	350.00	158.76	400.00	181.44	450.00	204.12	450.00	204.12
Shipping Weight:	139.00	63.05	139.00	63.05	142.00	64.41	240.00	108.86	240.00	108.86	145.00	65.77	145.00	65.77

FR577RG

FR565G

FR566DG

FR597

FR601

FR587W

FR587WD

Clinical Care Seating

Extended Care Seating

FR588W		574G		FR565WG		FR565G		FR565DG		FR565TG		GF4405		
Powered Bariatric		Three Position		Wide Deluxe Preferred Care		Preferred Care		Preferred Care Drop Arm		Preferred Care Tilt-in-Space		Everyday Hip Chair		
inch	cm	inch	cm	inch	cm	inch	cm	inch	cm	inch	cm	inch	cm	
38.00	96.52	24.50	62.23	32.00	81.28	28.00	71.12	28.00	71.12	28.00	71.12	25.00	63.50	Overall Width:
48.00	121.92	—	—	—	—	—	—	—	—	—	—	—	—	Overall Width: with Side Table(s) Up
59.00	149.86	41.00	104.14	37.00	93.98	36.00	91.44	36.00	91.44	36.00	91.44	26.00	66.04	Overall Depth:
77.00	195.58	65.00	165.10	66.50	168.91	—	—	66.00	167.64	—	—	—	—	Overall Depth: Fully Reclined
77.00	195.58	—	—	—	—	—	—	—	—	—	—	—	—	Overall Depth: Trendelenburg Position
54.00	137.16	45.50	115.57	48.00	121.92	48.00	121.92	48.00	121.92	48.00	121.92	41.00	104.14	Overall Height:
5.00	12.70	2.00	5.08	4.50	11.43	4.50	11.43	4.50	11.43	4.50	11.43	2.75	6.99	Armrest Width:
24.40	61.98	20.00	50.80	24.00	60.96	19.00	48.26	19.50	49.53	19.50	49.53	18.00	45.72	Width Between Arms:
31.00	78.74	26.00	66.04	28.00	71.39	26.00	66.04	26.75	67.95	26.75	67.95	31.50	80.01	Arm Height from Floor: Arm Up on Drop Arm
7.50	19.05	8.00	20.32	8.50	21.59	8.00	20.32	8.00	20.32	8.00	20.32	5.50	13.97	Arm Height from Seat: Mid Section
26.00	66.04	19.00	48.26	24.00	60.96	19.00	48.26	19.00	48.26	19.00	48.26	18.00	45.72	Seat Width:
24.00	60.96	20.00	50.80	19.50	49.53	19.50	49.53	19.50	49.53	19.50	49.53	16.00	40.64	Seat Depth:
27.00	68.58	20.00	50.80	20.00	50.80	20.00	50.80	22.00	55.88	22.00	55.88	27.00	68.58	Seat Height:
35.00	88.90	29.00	73.66	30.50	77.47	31.00	78.74	31.00	78.74	31.00	78.74	16.50	41.91	Back Height: above seat
5.00	12.70	5.00	12.70	5.00	12.70	5.00	12.70	5.00	12.70	5.00	12.70	—	—	Caster Diameter:
10.00	25.40	—	—	—	—	25.50	64.77	25.50	64.77	25.50	64.77	—	—	Activity Tray Width:
19.00	48.26	—	—	—	—	15.00	38.10	15.00	38.10	15.00	38.10	—	—	Activity Tray Length:
degree		degree		degree		degree		degree		degree		degree		
110		105		110		110		110		110		—		Back Angle: Upright
varies		105		varies		varies		varies		—		—		Back Angle: with Legrest Extended
varies		110		varies		150		150		—		—		Back Angle: Fully Reclined
lb	Kg	lb	Kg	lb	Kg	lb	Kg	lb	Kg	lb	Kg	lb	Kg	
285.00	129.27	80.00	36.29	74.00	33.57	70.00	31.75	70.00	31.75	70.00	31.75	40.00	18.14	Weight:
700.00	317.52	250.00	113.40	400.00	181.44	250.00	113.40	250.00	113.40	250.00	113.40	350.00	158.76	Max. Weight Capacity: -EVENLY DISTRIBUTED
308.00	139.71	145.00	65.77	80.00	36.29	76.00	34.47	76.00	34.47	78.00	35.38	45.00	20.41	Shipping Weight:

FR588W

574G

FR565WG

FR565G

FR565DG

FR565TG

GF4405

Extended Care Seating

Lumex[®] Healthcare Seating is designed and engineered for patient and caregiver comfort and safety across a variety of applications.

- Dialysis •
- Rehabilitation
- Oncology •
- Emergency Room
- Homecare •
- Same Day Surgery
- IV Therapy •
- Post Anesthesia Care
- Bariatric Care •
- Patient / Resident Room Seating



Easily replaceable components are designed to increase the lifespan of the recliners and reduce their cost in use over time.

A wide solution of options allow users to customize their seating for their specific needs.

Lumex seating is available in designer color upholsteries to fit with any design specifications. Healthcare grade upholstery is available in both Vinyl and Urethane fabrics to provide durability, ease of cleaning and disinfection. Optional Vinyl with Silver Ion enhanced anti-bacterial protection is also available.



Tente[®] Casters

Lumex Clinical Care Recliners feature three swivel, total locking casters identified by a black locking tab. The fourth caster, identified by a green locking tab, is a directional locking caster that when actuated, allows the recliner to track straight when being pushed down long hallways.



See Lumex Seating Swatch Card for available colors and fabrics.

xxx -or- xxxx in the product number is replaced by the color number.

Healthcare Seating Limited Warranty*:

Welded Steel Frame:	Ten (10) Years
Non-Welded Frames:	Three (3) Years
Mechanical Components:	Three (3) Years
Upholstered Components:	One (1) Years
Heat and Massage Option:	Two (2) Years
Casters:	One (1) Years

*Subject to Warranty Statement Limitations. Visit www.grahamfield.com for complete warranty information.

1.770.368.4700

Information contained herein is subject to change without notice. The most current and complete product information can be found on our website.

www.grahamfield.com



© 2019, GF Health Products, Inc. All Rights Reserved. Tente is a registered trademark of TENTE Casters, Inc. Lumex is a trademark of GF Health Products, Inc. GF Health Products, Inc. is an ISO 13485 Certified Company.