



Introducing Otter XL

Up to 250 lb weight capacity




UPHOLSTERY



Standard Fabric
Vinyl



Soft Fabric
Polyester Knit



Soft Fabric
Beach Bubble
Blue



Soft Fabric
Lionfish
Lavender

FEATURES

- Plastic frame with a choice of standard or soft removable and washable fabric
- Standard Fabric: Vinyl covered nylon dries easily
- Soft Fabric: Polyester knit fabric includes a trunk strap to assist in lateral support. Features additional padding between the fabric and Otter frame
- Angle - adjustable seat and back have five angle adjustments at 0°, 22.5°, 45°, 67.5° and 90°
- Seat and back Uni-Bars provide one-handed angle adjustments
- Adjustments can be made with user in seated in chair
- Height- and width-adjustable head cushions offer support and comfort. They can also be used as lateral supports.
- Removable positioning straps can be placed anywhere along the length of the frame
- Leg straps control abduction and adduction
- Adjustable slip-resistant legs raise chair up to 7"
- Folds flat for easy storage

ACCESSORIES



Lateral Supports



Shower Stand



Tub Stand








ORDER FORM **FAX TO 310-305-1718 OR SUBMIT ONLINE**

Dealer: _____ Marked For: _____ Account #: _____

Date: _____ PO#: _____ Ordered By: _____

Phone: _____ Fax: _____ E-mail: _____

Ship to address: _____

STANDARD FABRIC BASE		OT 1000 \$383.90	OT 2000 \$438.90	OT 3000 \$515.90	OT 4000 \$525.00
SOFT FABRIC BASE	  	OT 1000 SF OT-1000SF-BB OT-1000SF-LL \$438.90	OT 2000 SF OT-2000SF-BB OT-2000SF-LL \$493.90	OT 3000 SF OT-3000SF-BB OT-3000SF-LL \$570.90	N/A OT-4000SF-BB OT-4000SF-LL \$595.00
Size		Small	Medium	Large	Extra Large
Weight Capacity		60 lb	120 lb	160 lb	250 lb
User Height		up to 36"	32" - 50"	46" - 68"	50" - 72"
Seat Depth		13"	13"	16.5"	20"
Seat Width		14.5"	14.5"	14.5"	17"
Back Height		18"	25"	32"	34"
Overall Length		36.5"	42"	50"	60"
Overall Width		17"	17"	17"	20"
Maximum Leg Height		7"	7"	7"	7"
Seat Angle Adjustment		0°, 22.5°, 45°, 67.5°, 90°			
Back Angle Adjustment		0°, 22.5°, 45°, 67.5°, 90°			
Product Weight		11 lb	12 lb	14 lb	18 lb
ACCESSORIES					
Tub Stand Height adjustable: 5" - 10"		OT 8010 \$202.40	OT 8010 \$202.40	OT 8010 \$202.40	OT 8010XL \$255.00
Shower Stand 27"W x 33"L x 21"H		OT 8020 \$559.90	OT 8020 \$559.90	OT 8020 \$559.90	N/A
Lateral Support, Standard Fabric		OT 8000 \$64.90	OT 8000 \$64.90	OT 8000 \$64.90	OT 8000 \$64.90
Lateral Support, Soft Fabric		OT 8000 SF \$75.90	OT 8000 SF \$75.90	OT 8000 SF \$75.90	OT 8000 SF \$75.90
		OT-8000SF-BB \$75.90	OT-8000SF-BB \$75.90	OT-8000SF-BB \$75.90	OT-8000SF-BB \$75.90
		OT-8000SF-LL \$75.90	OT-8000SF-LL \$75.90	OT-8000SF-LL \$75.90	OT-8000SF-LL \$75.90