




















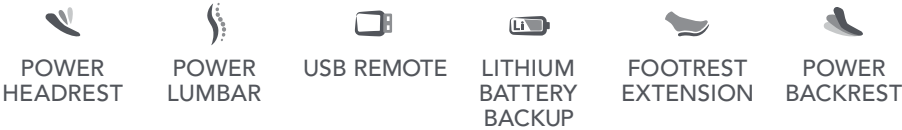


THE MOST COMFORTABLE RECLINER IN THE WORLD!



COLLECTION	ATLAS	ATLAS PLUS ^{1,2}	TRANQUIL	TRANQUIL	TRANQUIL	TRANQUIL	ELEGANCE	ELEGANCE	ESCAPE	ESCAPE	LEGACY	LEGACY	METRO	URBANA
MODEL	PLR-985M	PLR-2985M	PLR-935PW	PLR-935S	PLR-935M	PLR-935LT	PLR-975M	PLR-975L	PLR-990iM	PLR-990iL	PLR-958M	PLR-958L	PLR-925M	PLR-965M
POSITION	Infinite Lay Flat Relaxed Reclined Upward Lift	Infinite Lay Flat Relaxed Reclined Upward Lift	Infinite Lay Flat Relaxed Reclined Upward Lift	Infinite Lay Flat Relaxed Reclined Upward Lift	Infinite Lay Flat Relaxed Reclined Upward Lift	Infinite Lay Flat Relaxed Reclined Upward Lift	Infinite Lay Flat Relaxed Reclined Upward Lift	Infinite Lay Flat Relaxed Reclined Upward Lift	True-Infinite Position Zero Gravity Trendelenburg Chaise Lounger	True-Infinite Position Zero Gravity Trendelenburg Chaise Lounger	Infinite Lay Flat Relaxed Reclined Upward Lift	Infinite Lay Flat Relaxed Reclined Upward Lift	Infinite Lay Flat Relaxed Reclined Upward Lift	Infinite Lay Flat Relaxed Reclined Upward Lift
SIZE	Medium	Medium	Petite Wide	Small	Medium	Large/Tall	Medium	Large	Medium	Large	Medium	Large	Medium	Medium
WEIGHT CAPACITY	400 lbs.	400 lbs.	400 lbs.	400 lbs.	400 lbs.	400 lbs.	400 lbs.	400 lbs.	400 lbs.	400 lbs.	400 lbs.	400 lbs.	400 lbs.	400 lbs.
SEAT-TO-FLOOR	19.5"	19.5"	18"	18"	19.5"	21.5"	20"	20.5"	20"	20"	19.5"	20.5"	19"	20"
SEAT DEPTH	21"	21"	18.5"	18.5"	20.5"	22.5"	21"	22"	20"	22"	21.5"	22"	21"	20"
SEAT WIDTH	22"	22"	24"	20"	22"	23.5"	21"	22"	20"	23"	22"	23"	21"	21"
TOP OF BACK TO SEAT	26"	26"	24.5"	25"	27"	30"	27"	29"	26"	29"	25"	26"	26.5"	25"
FULLY PADDED CHAISE	Yes	Yes	Yes	Yes	Yes	Yes	Yes	Yes	Yes	Yes	Yes	Yes	Yes	Yes
FOOTREST EXTENSION	Standard	Standard	Standard	Standard	Standard	Standard	Standard	Standard	Standard	Standard	Standard	Standard	Standard	Standard
SEATING TYPE	Total Comfort	Total Comfort	Total Comfort	Total Comfort	Total Comfort	Total Comfort	Total Comfort	Total Comfort	Pocketed Coil Springs	Pocketed Coil Springs	Total Comfort	Total Comfort	Total Comfort	Total Comfort
CHAIR HEIGHT	42"	42"	38"	40"	42"	47"	42"	43"	44.5"	47"	42"	43.5"	41"	42"
DISTANCE FROM WALL	16"	16"	12.5"	13"	16"	16"	14"	16"	18"	21"	16"	16"	14"	14"
OVERALL WIDTH	39"	39"	36"	33.75"	37.5"	38"	35.5"	37.5"	33"	36.5"	35"	36.5"	33"	33"
CHAIR WEIGHT	161 lbs.	164 lbs.	143 lbs.	137 lbs.	145 lbs.	155 lbs.	152 lbs.	157 lbs.	148 lbs.	150 lbs.	153 lbs.	160 lbs.	142 lbs.	145 lbs.
WARRANTY	7-Yr. Pro-rated	7-Yr. Pro-rated	7-Yr. Pro-rated	7-Yr. Pro-rated	7-Yr. Pro-rated	7-Yr. Pro-rated	7-Yr. Pro-rated	7-Yr. Pro-rated	7-Yr. Pro-rated	7-Yr. Pro-rated	7-Yr. Pro-rated	7-Yr. Pro-rated	7-Yr. Pro-rated	7-Yr. Pro-rated
STANDARD FABRIC SELECTION GUIDE	<u>BADLANDS</u>  MUSHROOM		<u>ASTRO</u>  GREY				<u>BADLANDS</u>  MUSHROOM		<u>DURASOFT</u>  TIMBER		<u>SAVILLE</u>  WINE		<u>SAVILLE</u>  GREY	<u>STONEWASH</u>  GRANITE
	 WALNUT		 BROWN				 WALNUT		 CLOUD 9		 GREY		 BROWN	 GUNMETAL
STANDARD FABRIC SELECTION GUIDE	 STEEL		 MUSHROOM				 STEEL		 UPGRADE  ULTRALEATHER®		 BUFF		 FUDGE	

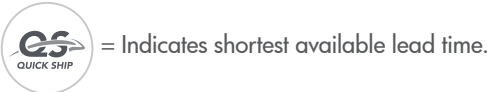
STANDARD FEATURES:



POSITION GUIDE*:



*Not all units achieve all positions. Please refer to specific product.



Recommended HCPCS: E0627-Seat lift mechanism, electric, any type. DME providers are responsible for determining the appropriate billing codes when submitting for insurance reimbursement. HCPCS codes provided should not be considered as legal advice and do not guarantee reimbursement. Payer coding, coverage and bundling guidelines may apply.

Note: Measurements may vary +/- 1". Specifications subject to change without prior notice. The information contained herein is correct at the time of publication; we reserve the right to alter specifications without prior notice.

- 1. Atlas Plus is available exclusively to Authorized Pride Brick & Mortar Providers. No internet sales or advertising of the Atlas Plus. Other conditions apply.
- 2. The wireless charger is only compatible with smart phones that have wireless charging capabilities. Additionally, no other smart devices, (i.e. smart watches) should be used with the wireless charger.